

# YOUR GATEWAY TO SASKATCHEWAN'S RESOURCES



# Disclaimer

- This presentation includes certain “forward-looking statements” within the meaning of applicable securities legislation. These statements are based on management’s current expectations and are naturally subject to certain uncertainty and changes in circumstances. Actual results may vary materially from the expectations contained herein due to changes in economic, business, competitive and/or regulatory factors. 49 North Resources Inc is under no obligation to (and expressly disclaims any such obligation to) update or alter its forward-looking statements whether as a result of new information, future events or otherwise. The reader is cautioned not to place undue reliance on forward-looking statements.

# 49 North Resources Inc.

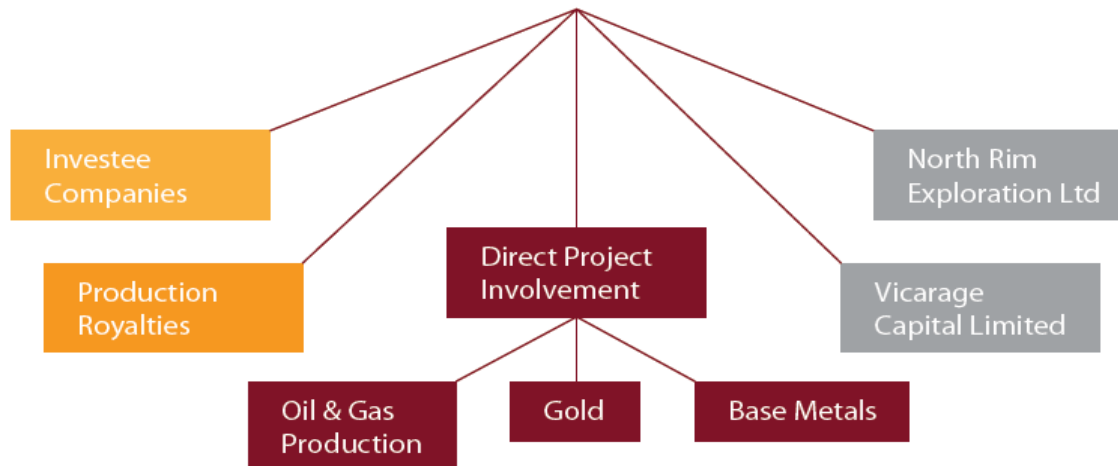
- Saskatchewan's premier opportunity to invest alongside Saskatchewan's exploration establishment at the earliest possible stage
- Excellent Saskatchewan focused exposure to oil and gas, base and precious metals, coal, diamonds, uranium and rare earth elements
- Saskatchewan focused resource development company with strategic operations in financial, managerial and geological advisory services and merchant banking

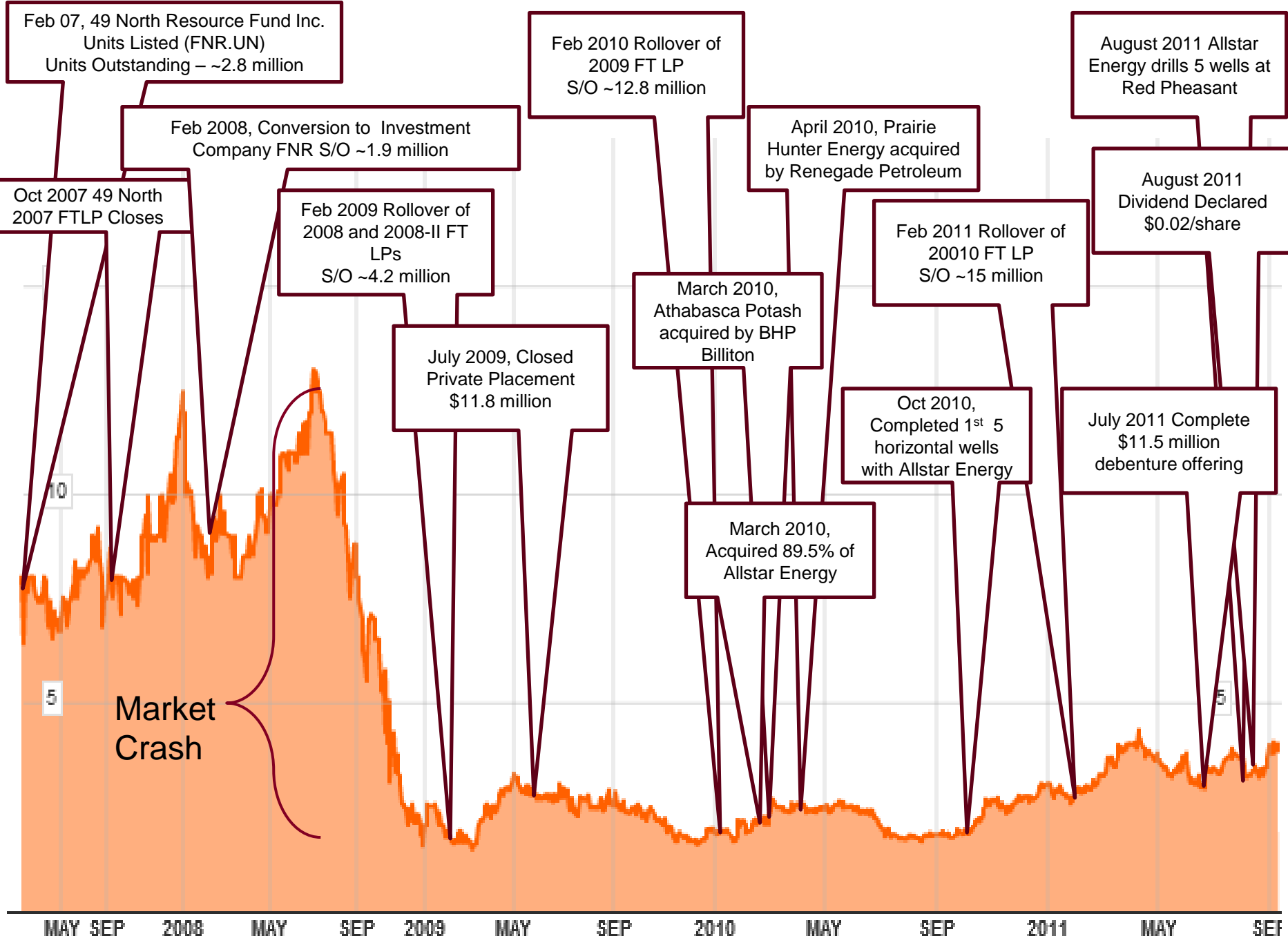
# Management, Board of Directors & Advisors

- Tom MacNeill, President/CEO and Director
- Andrew Davidson, CFO
- Jeffrey N. Green, Director
- Stephen P. Halabura, Director
- Brad Munro, Director
- C. Michael Ryer, Director
- Tim Termuende, Geological Advisor

# 49 North's Share Structure

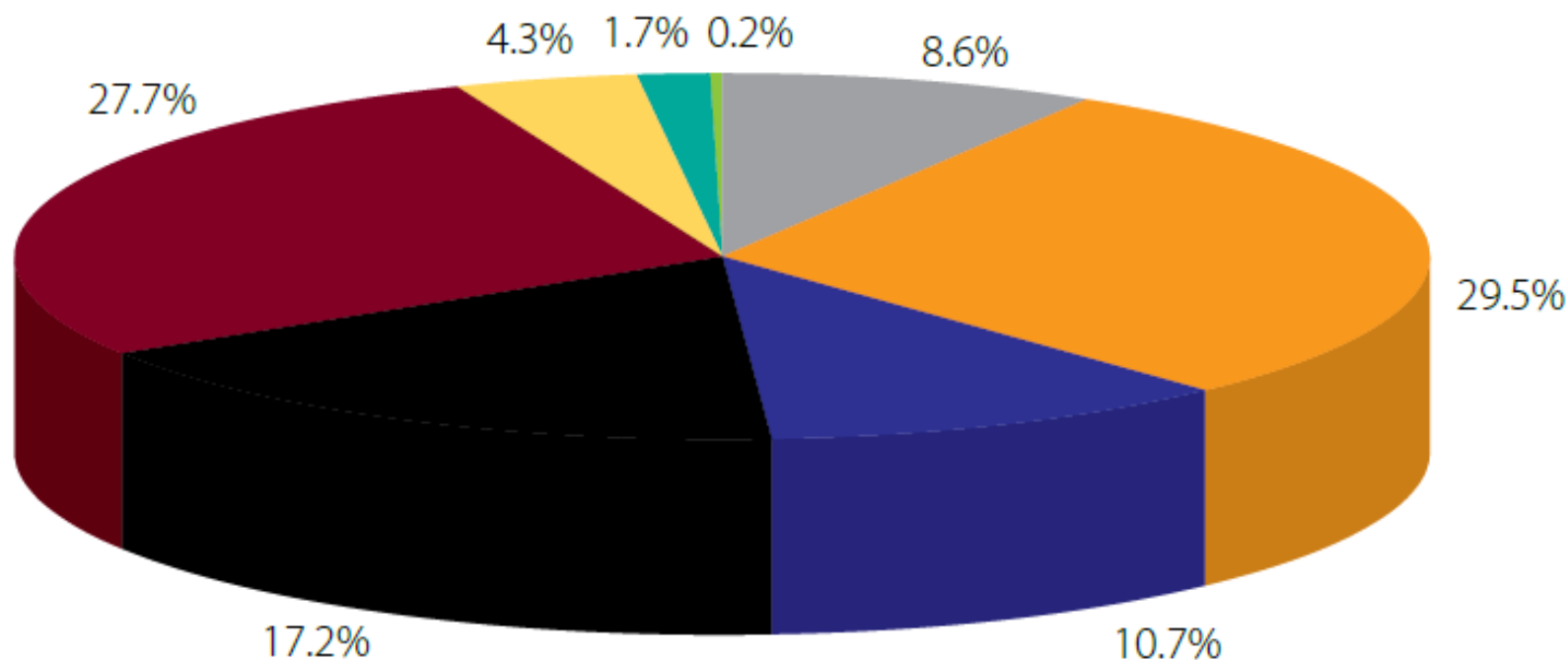
Assets Under Management	~\$62.8 million
Market Capitalization	~\$62.4 million
Shares Outstanding	15,513,346
Fully Diluted Shares Outstanding	20,033,091
Net Asset Vale	\$4.05/share
Quarterly Dividend	\$0.02/share





## ASSET DISTRIBUTION

- base metals
- coal
- diamonds
- oil & gas
- other
- precious metals
- uranium
- rare earth elements



# Top 15 Portfolio Holdings, Sept 6 2011

	Company	Symbol	# of Shares	Value	Commodity
1	Newsk Emerging Resources Ltd./CVG Mining	private	12,185,658	12,185,658	Gold
2	Rallyemont Energy Inc.	private	11,823,535	8,276,475	Oil & Gas
3	Allstar Energy Limited	private	10,548,502	3,481,006	Oil & Gas
4	Westcore Energy Ltd.	TSXV - WTR	7,865,000	2,870,725	Coal
5	Kimpar Resources Inc.	private	46,600,000	1,808,344	Copper
6	Petro One Energy Corp.	TSXV – POP	978,200	1,525,992	Oil & Gas
7	Bending Lake Iron Group Ltd.	private	1,500,000	1,378,500	Iron Ore
8	Batero Gold Corp.	TSXV – BAT	405,000	1,364,850	Precious
9	Eagle Plains Resources Ltd.	TSXV – EPL	4,458,500	1,359,843	Precious
10	DNI Metals Inc.	TSXV – DNI	7,335,899	1,357,141	Base Metals
11	Bacanora Minerals Ltd.	TSXV – BCN	2,891,000	1,185,310	Other
12	Shore Gold Inc.	TSX – SGF	1,591,500	1,034,475	Diamonds
13	Lex Capital Partners LP	private	1,000	1,000,000	Energy
14	Titanium Corp Inc.	TSXV – TIC	517,800	994,176	Base Metals
15	NuCoal Energy Corp.	private	2,406,770	962,708	Coal
	<b>Top 15 Total Value</b>			<b>40,785,202</b>	

49 North Resources Inc.  
(FNR – TSXV)

Booth #1401